



Orlando
THE CENTER OF HOSPITALITY





ORANGE COUNTY CONVENTION CENTER

The award-winning Orange County Convention Center (OCCC), located in the heart of the Convention Center District and only fifteen minutes from the Orlando International Airport, provides a multitude of meeting options in two beautiful buildings — the West and North/South.

With its distinctive architecture, tropical ambiance, variety of venues and tremendous flexibility, the OCCC offers seven million square feet of combined meeting and public space for events of all types and sizes. The OCCC's dedicated staff and team of onsite service partners are committed to ensuring every conference, convention, trade show and meeting is a success.

The OCCC is by far one of the most affordable and efficient facilities in the nation for conducting business thanks to Florida's right-to-work status, competitive labor rates and well-engineered loading dock system.

Moreover, this state-of-the-art facility offers the most advanced technology, including one of the most robust

convention center wireless networks in the nation with 1,100 access points in both buildings. Additional amenities, including business centers, restaurants, food courts, guest services desks and plenty of onsite parking, combine for convenience and ultimate service.

When you're ready to take a break from business, you'll find dining, entertainment, nightlife, shopping, recreation, theme parks and much more — just minutes away. Adding to accessibility are the more than 12,500 hotel rooms within walking distance. As an added connectivity and safety initiative, the OCCC links to all of its four neighboring hotels via a network of pedestrian bridges.

With all these features, it's no surprise that the Orange County Convention Center is one of the top convention locations in the country.



TABLE OF CONTENTS

Convention District Map1, 1a



WEST CONCOURSE

Overview2-3
Level I 4-5
Level II 6-7, 7a, 7b
Level III8-9, 9a, 9b
Level IV 10-11



NORTH/SOUTH CONCOURSES

Overview 12-13
Level I 14-15
Level II 16-17, 17a, 17b
Level III18-19, 19a, 19b

Visit our web site:
www.occc.net




Orlando
**Orange County
 Convention Center**
 The Center of Hospitality



CONVENTION CENTER DISTRICT

CONVENTION CENTER

- 1 West Concourse
- 2 North/South Concourses
- 3 OCCC Parking Garage/ Destination Parking

HOTELS

- 4 DoubleTree by Hilton Orlando
- 5 Hilton Orlando
- 6 JW Marriott Orlando, Grande Lakes
- 7 Hyatt Regency Orlando
- 8 Renaissance Orlando at SeaWorld
- 9 The Ritz-Carlton Orlando, Grande Lakes
- 10 Rosen Centre Hotel
- 11 Rosen Plaza Hotel
- 12 Rosen Shingle Creek
- 13 Westin Orlando
- 14 Vista Cay by Millenium

PEDESTRIAN BRIDGES

- 15 Gary Sain Memorial Bridge
- 16 Hilton Orlando Pedestrian Bridge

- 17 Oversight Pedestrian Bridge

- 18 Rosen Centre Skywalk

ENTERTAINMENT, RESTAURANTS, RETAIL

- 19 Downtown Orlando - 12 miles
- 20 Mall at Millenia - 5 miles
- 21 Pointe Orlando
- 22 SeaWorld
- 23 Universal Orlando Resort - 4 miles
- 24 Walt Disney World Resort - 10 miles
- 25 Restaurant Row/Sand Lake Road - 2 miles
- 26 I Drive 360/The Orlando Eye

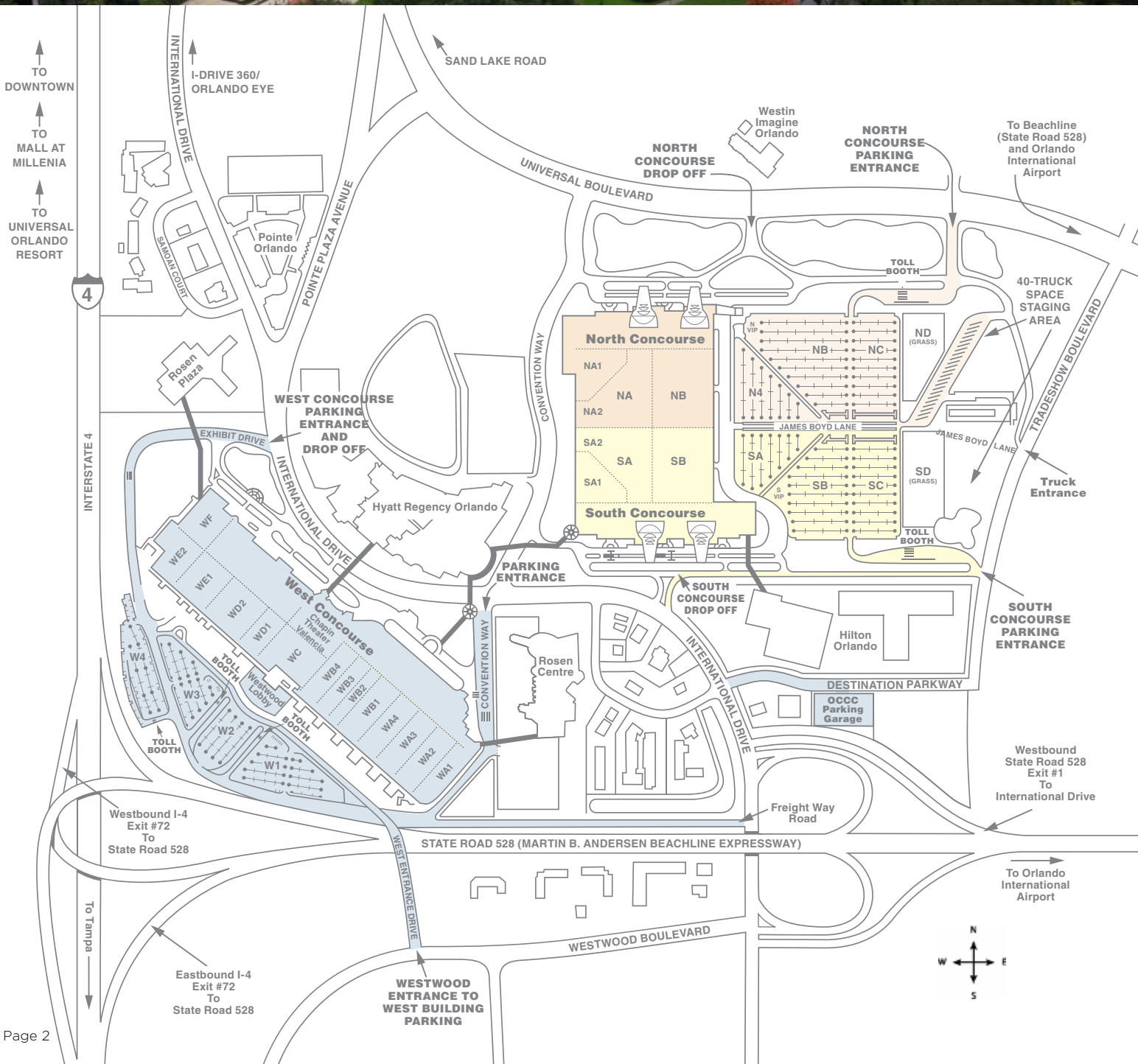
PLANNED PROJECTS

- 27 Destination Parkway Extension
John Young Parkway
- 28 International Drive Pedestrian Bridge
- 29 Maglev Train to Airport (Conceptual)

OTHER

- 30 Rosen School of Hospitality Management
- 31 Shingle Creek Golf Club
- 32 Dr. P. Phillips Hospital

WEST CONCOURSE



WEST CONCOURSE

Since the original phase of the Orange County Convention Center's (OCCC) West Concourse opened in 1983, the OCCC has welcomed more than 28 million visitors. Over the last three decades, this building has gone through several expansions and renovations in order to accommodate the growing demands for conventions and trade shows, yet it has always retained the flavor and functionality of the original architecture and design. Today, this industry-leading venue, equipped to handle both mega shows and smaller events, offers every convenience you would expect from a world-class facility, including 1.1 million square feet of contiguous exhibition space, flexible meeting room and general session options and a half mile of loading dock space, the largest in the country, strategically located on one level. The West Concourse also boasts two multipurpose ballrooms, the 62,182-square foot Valencia Room and 48,961-square foot West Hall F Tangerine Ballroom, the W340 Sunburst Room and attached outdoor Sunburst Hospitality Terrace, board rooms, the Gary Sain Café, the 2,643-seat Chapin Theater and a first-rate lecture hall.



FEATURES INCLUDE

- 1,103,538 square feet of exhibition space
- 49 meeting rooms/ 141 breakouts
- 62,182 square foot multi-purpose Valencia Ballroom
- 2,643-seat Chapin Theater
- 160-seat lecture hall
- 1 full-service restaurant (Gary Sain Café)
- 4 food courts
- Digital sponsorship signage
- Wayfinding signage
- Business center
- In-house rigging, technical services, electric, plumbing and utilities services
- Internet and telecommunications services, plus wireless mobility throughout the facility
- 97 covered truck bays on one level
- 14 exhibit-floor truck entrances
- 1,587 on-site parking spaces
- Electric vehicle charging stations
- Covered boarding for 32 buses
- Beautiful atriums, skylights and intimate courtyards
- Vision gardens



- LEVEL I** Registration, Meeting Rooms (W101-W108)
Food Courts
- LEVEL II** Registration, Exhibition Halls (WA, WB, WC, WD, WE and WF)
Meeting Rooms (W202-W240), Food Courts
- LEVEL III** Lecture Hall (W300), Meeting Rooms (W303-W340)
Chapin Theater (W320), Gary Sain Café
- LEVEL IV** Meeting Room (W414), Valencia Room (W415)
Chapin Theater Balcony Level (W420)

LEVEL I - West Concourse

Meeting Rooms

- Total meeting room space (46,776 square feet)
- 8 meeting rooms/14 breakouts

Registration

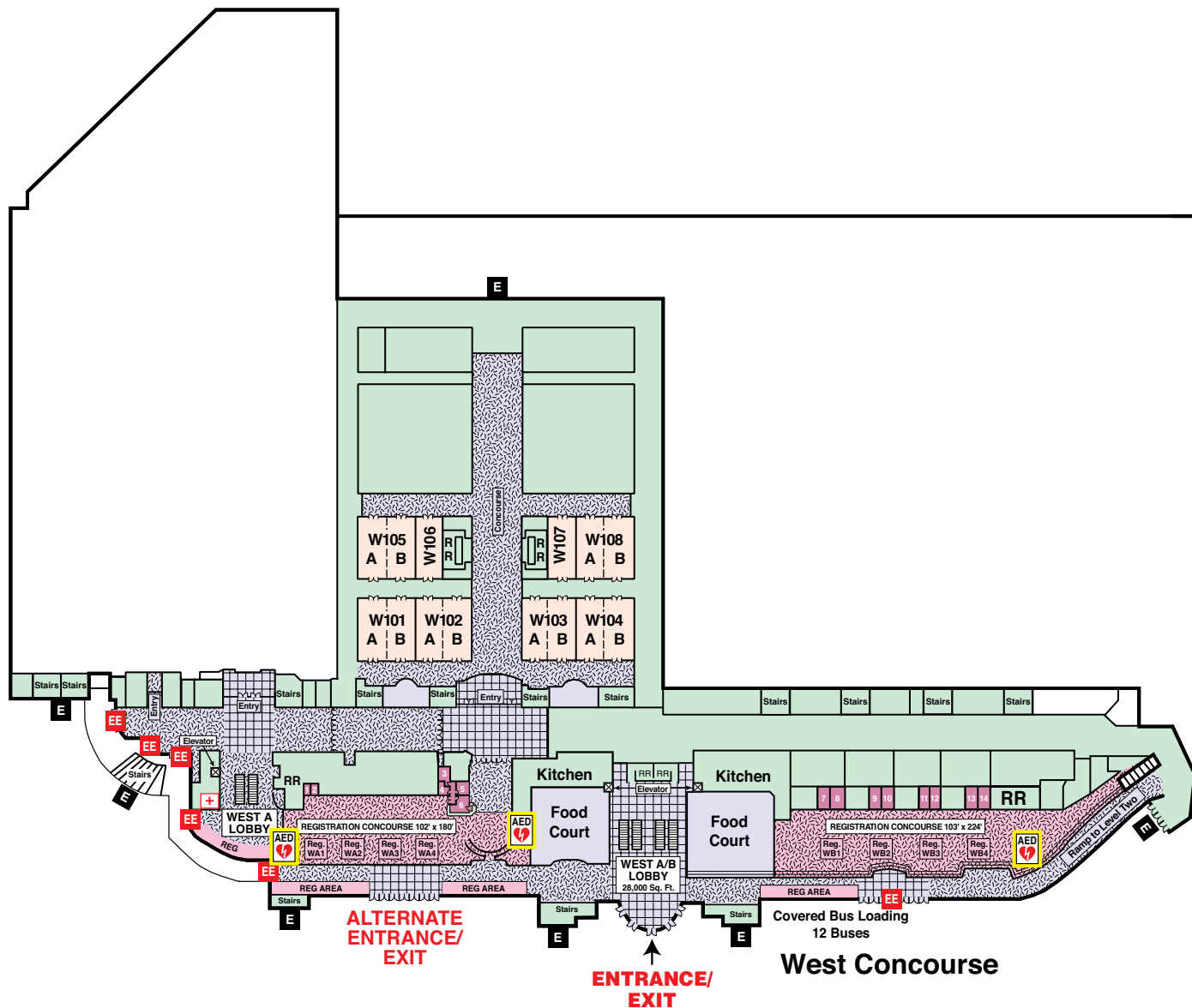
- 14 registration offices

Features

- 2 food courts
- Covered bus loading for 20 buses



Placement of new furniture groupings throughout OCCC concourses provides a welcoming atmosphere for attendees to network and recharge.



WEST CONCOURSE

Meeting Rooms W101 - W108



LEVEL I
West
Concourse

| ROOM | DIMENSIONS | SQUARE FOOTAGE | CEILING HEIGHT | BANQUET | THEATER | CLASSROOM | RECEPTION |
|-------------|----------------------|----------------|----------------|------------|------------|------------|------------|
| W101 | 56'4" x 55'4" | 3,117 | 12'/13' | 200 | 308 | 216 | 308 |
| W101A | 28'2" x 55'4" | 1,559 | 12'/13' | 80 | 154 | 99 | 154 |
| W101B | 28'2" x 55'4" | 1,559 | 12'/13' | 80 | 154 | 99 | 154 |
| W102 | 56'4" x 55'4" | 3,117 | 12'/13' | 200 | 308 | 216 | 308 |
| W102A | 28'2" x 55'4" | 1,559 | 12'/13' | 80 | 154 | 99 | 154 |
| W102B | 28'2" x 55'4" | 1,559 | 12'/13' | 80 | 154 | 99 | 154 |
| W103 | 56'4" x 55'4" | 3,117 | 12'/13' | 200 | 308 | 216 | 308 |
| W103A | 28'2" x 55'4" | 1,559 | 12'/13' | 80 | 154 | 99 | 154 |
| W103B | 28'2" x 55'4" | 1,559 | 12'/13' | 80 | 154 | 99 | 154 |
| W104 | 56'4" x 55'4" | 3,117 | 12'/13' | 200 | 308 | 216 | 308 |
| W104A | 28'2" x 55'4" | 1,559 | 12'/13' | 80 | 154 | 99 | 154 |
| W104B | 28'2" x 55'4" | 1,559 | 12'/13' | 80 | 154 | 99 | 154 |
| W105 | 56'4" x 55'4" | 3,117 | 12'/13' | 200 | 308 | 216 | 308 |
| W105A | 28'2" x 55'4" | 1,559 | 12'/13' | 80 | 154 | 99 | 154 |
| W105B | 28'2" x 55'4" | 1,559 | 12'/13' | 80 | 154 | 99 | 154 |
| W106 | 28' x 55'4" | 1,549 | 12'/13' | 80 | 154 | 99 | 154 |
| W107 | 28' x 55'4" | 1,549 | 12'/13' | 80 | 154 | 99 | 154 |
| W108 | 56'4" x 55'4" | 3,117 | 12'/13' | 200 | 308 | 216 | 308 |
| W108A | 28'2" x 55'4" | 1,559 | 12'/13' | 80 | 154 | 99 | 154 |
| W108B | 28'2" x 55'4" | 1,559 | 12'/13' | 80 | 154 | 99 | 154 |

All floor plans and room capacities may change without notice, do not include A/V equipment and are subject to Orange County Fire Marshal approval prior to use.

| LEGEND | |
|--|------------------------------|
| Automated External Defibrillator (AED) | FedEx Office Business Center |
| Board Rooms | First Aid |
| Concession/Food Courts | Guest Services/Information |
| Concourse | Meeting Room |
| Concourse-Carpet | Movable Partition |
| Elevator | Not Accessible |
| Emergency Exit Only Access | OCCC Administration Offices |
| Escalator | Registration Area-Carpet |
| Exhibition Hall | Registration Office |
| Exit Only | RR Restroom |
| | Support |

LEVEL II - West Concourse

Exhibition Halls (WA, WB, WC, WD, WE and WF)

- Total exhibition hall space (1,103,538 square feet)
- 30-40 foot exhibit hall ceilings
- In-floor utilities on 30-foot centers
- 97 covered truck bays on one level
- 14 exhibit-floor truck entrances



With 1,100 access points, the OCCC boasts one of the most robust convention center wireless networks in the nation.

Meeting Rooms

- Total meeting room space (91,872 square feet)
- 18 meeting rooms/58 breakouts

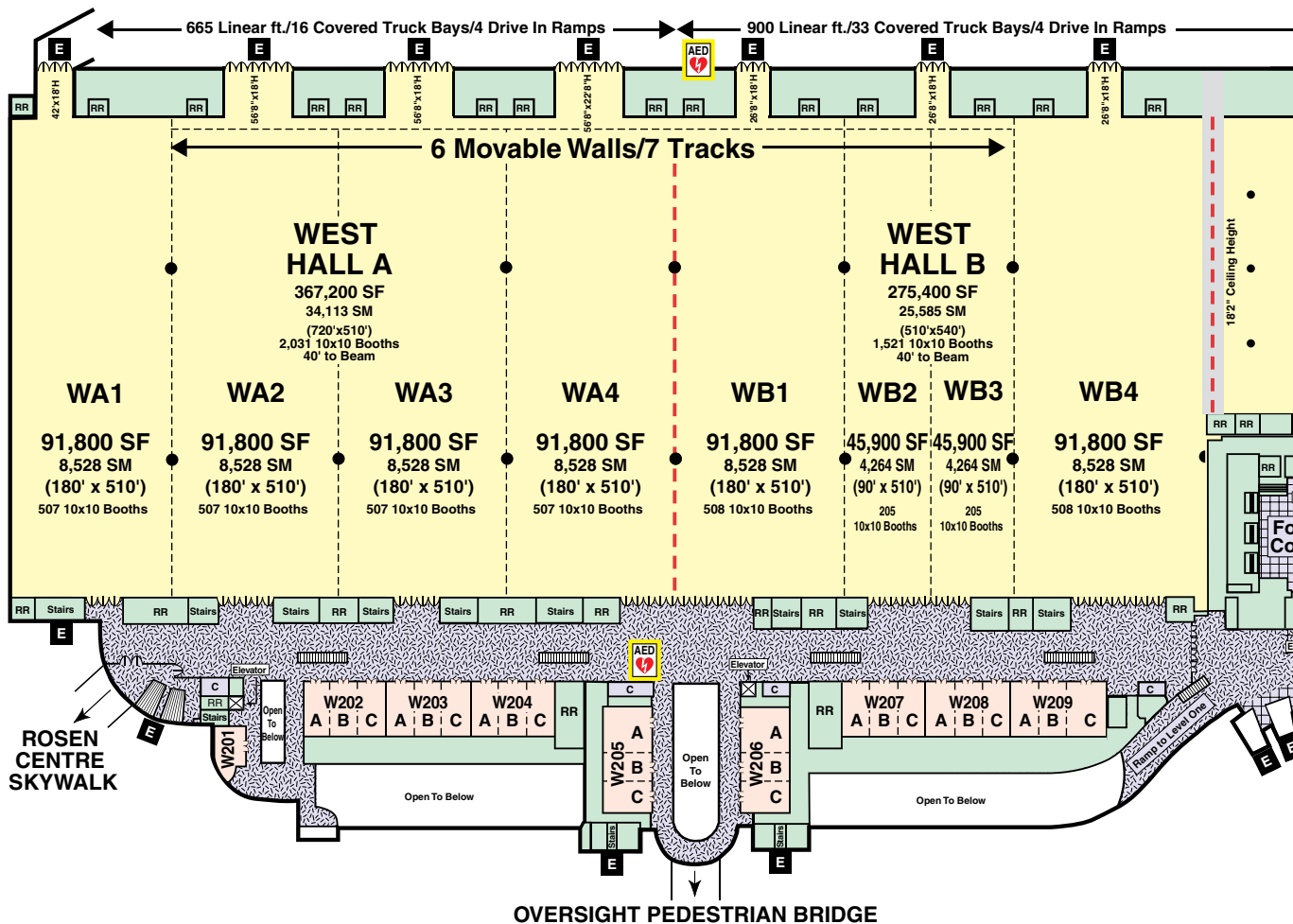
Registration

- 3 registration offices

Features

- 2 food courts
- Business center
- 4 board rooms
- Staging for 35 trucks
- Covered boarding for 20 buses

| LEGEND | | | |
|--------|--|--|------------------------------|
| | Automated External Defibrillator (AED) | | FedEx Office Business Center |
| | Board Rooms | | First Aid |
| | Concession/Food Courts | | Guest Services/Information |
| | Concourse | | Meeting Room |
| | Concourse-Carpet | | Movable Partition |
| | Elevator | | Not Accessible |
| | Emergency Exit Only Access | | OCCC Administration Offices |
| | Escalator | | Registration Area-Carpet |
| | Exhibition Hall | | Registration Office |
| | Exit Only | | Restroom |
| | | | Support |



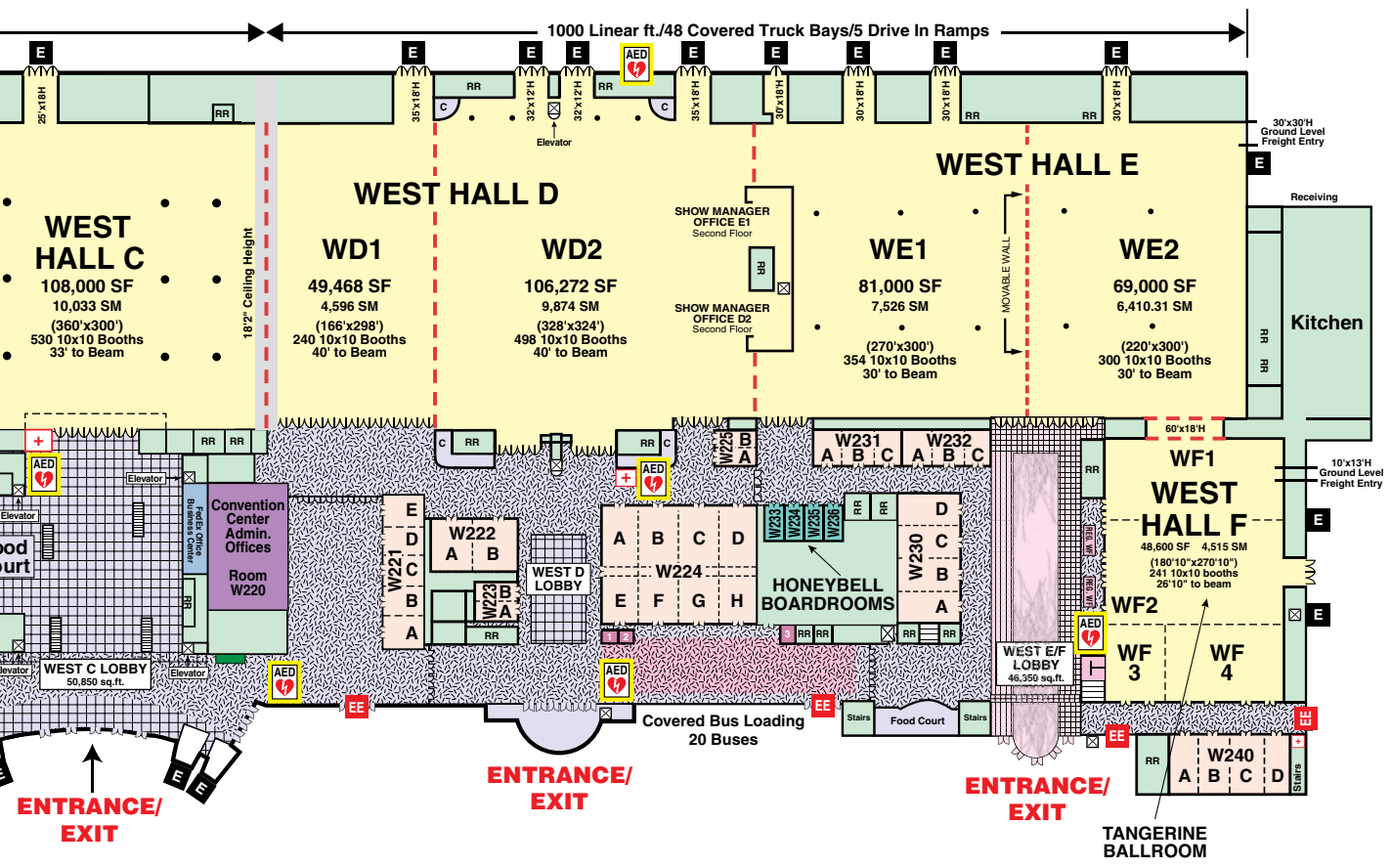
WEST CONCOURSE

Exhibition Halls West A - West E

| HALL | DIMENSIONS | SQUARE FOOTAGE | CEILING HEIGHT | BANQUET | THEATER | EXHIBITS |
|---------------|---------------------|----------------|----------------|---------------|---------------|--------------|
| West A | 720' x 510' | 367,200 | 40' | 17,800 | 24,480 | 2,031 |
| WA1 | 180' x 510' | 91,800 | 40' | 4,400 | 6,120 | 507 |
| WA2 | 180' x 510' | 91,800 | 40' | 4,400 | 6,120 | 507 |
| WA3 | 180' x 510' | 91,800 | 40' | 4,400 | 6,120 | 507 |
| WA4 | 180' x 510' | 91,800 | 40' | 4,400 | 6,120 | 507 |
| West B | 552' x 510' | 275,400 | 40' | 17,800 | 18,360 | 1,537 |
| WB1 | 180' x 510' | 91,800 | 40' | 5,580 | 6,120 | 508 |
| WB2 | 90' x 510' | 45,900 | 40' | 2,420 | 3,060 | 250 |
| WB3 | 90' x 510' | 45,900 | 40' | 2,420 | 3,060 | 250 |
| WB4 | 180' x 510' | 91,800 | 40' | 5,580 | 6,120 | 508 |
| West C | 360' x 300' | 108,000 | 33' | 6,160 | 7,120 | 530 |
| West D | 496' x 298'' | 147,808 | 40' | 8,360 | 11,341 | 762 |
| WD1 | 166' x 298' | 49,468 | 40' | 2,640 | 3,630 | 240 |
| WD2 | 330' x 298' | 106,272 | 40' | 5,280 | 7,711 | 498 |
| West E | 500' x 300' | 150,000 | 30' | 8,070 | 9,452 | 702 |
| WE1 | 270' x 300' | 81,000 | 30' | 4,170 | 4,968 | 354 |
| WE2 | 230' x 300' | 69,000 | 30' | 3,710 | 4,484 | 300 |

All floor plans and room capacities may change without notice, do not include A/V equipment and are subject to Orange County Fire Marshal approval prior to use.

*West Hall F has transformed into the 48,600 square foot multipurpose Tangerine Ballroom. Exquisite décor and state-of-the-art fixtures make this a stunning meeting space.



West Concourse

WEST CONCOURSE

Exhibition Hall West F / Tangerine Ballroom*

| HALL | DIMENSIONS | SQUARE FOOTAGE | CEILING HEIGHT | BANQUET | THEATER | EXHIBITS |
|---------------|--------------------------|----------------|----------------|--------------|--------------|------------|
| West F | 180'10" x 270'10" | 48,600 | 26'10" | 3,120 | 4,882 | 241 |
| WF1 | 180'10" x 81'10" | 14,760 | 26'10" | 910 | 1,462 | 62 |
| WF2 | 180'10" x 107'2" | 19,080 | 26'10" | 1,170 | 2,100 | 84 |
| WF3 | 60'5" x 81'10" | 4,920 | 26'10" | 280 | 468 | 20 |
| WF4 | 120'3" x 81'10" | 9,840 | 26'10" | 700 | 1,152 | 45 |

*Seating based on limited exiting.



LEVEL II
West
Concourse

WEST CONCOURSE

Meeting Rooms W222 - W240

| ROOM | DIMENSIONS | SQUARE FOOTAGE | CEILING HEIGHT | BANQUET | THEATER | CLASSROOM | RECEPTION |
|-------------|-----------------------|----------------|--------------------|--------------|--------------|--------------|--------------|
| W224 | 100' x 160'8" | 16,067 | 22' | 1,040 | 1,606 | 1,160 | 1,606 |
| W224A | 37'8" x 45'4" | 1,708 | 22' | 90 | 170 | 112 | 170 |
| W224B | 41' x 45'4" | 1,859 | 22' | 90 | 185 | 126 | 185 |
| W224C | 41' x 45'4" | 1,859 | 22' | 90 | 185 | 126 | 185 |
| W224D | 41' x 45'4" | 1,859 | 22' | 90 | 185 | 125 | 185 |
| Corridor | 11'6" x 160' | 1,840 | | | | | |
| W224E | 37'8" x 43' | 1,620 | 22' | 90 | 162 | 96 | 162 |
| W224F | 41' x 43' | 1,763 | 22' | 90 | 176 | 108 | 176 |
| W224G | 41' x 43' | 1,763 | 22' | 90 | 176 | 108 | 176 |
| W224H | 41' x 43' | 1,763 | 22' | 90 | 176 | 107 | 176 |
| W225 | 40' x 36' | 1,440 | 11' | 80 | 126 | 85 | 126 |
| W225A | 20' x 36' | 720 | 11' | 30 | 80 | 40 | 80 |
| W225B | 20' x 36' | 720 | 11' | 30 | 80 | 40 | 80 |
| W230 | 117'8" x 60'5" | 7,109 | 16'0"/17'0" | 500 | 840 | 528 | 840 |
| W230A | 28'7" x 60'5" | 1,727 | 16'0"/17'0" | 80 | 210 | 120 | 210 |
| W230B | 29'8" x 60'5" | 1,792 | 16'0"/17'0" | 80 | 210 | 120 | 210 |
| W230C | 29'7" x 60'5" | 1,787 | 16'0"/17'0" | 80 | 210 | 120 | 210 |
| W230D | 28'6" x 60'5" | 1,722 | 16'0"/17'0" | 80 | 210 | 120 | 210 |
| W231 | 87'1" x 38'9" | 3,374 | 16'0"/17'0" | 210 | 352 | 225 | 352 |
| W231A | 28'6" x 38'9" | 1,104 | 16'0"/17'0" | 50 | 112 | 72 | 112 |
| W231B | 29'9" x 38'9" | 1,153 | 16'0"/17'0" | 50 | 112 | 72 | 112 |
| W231C | 28'4" x 38'9" | 1,097 | 16'0"/17'0" | 50 | 112 | 72 | 112 |
| W232 | 86'10" x 38'9" | 3,365 | 16'0"/17'0" | 210 | 352 | 225 | 352 |
| W232A | 28'1" x 38'9" | 1,088 | 16'0"/17'0" | 50 | 112 | 72 | 112 |
| W232B | 29'6" x 38'9" | 1,143 | 16'0"/17'0" | 50 | 112 | 72 | 112 |
| W232C | 28'3" x 38'9" | 1,094 | 16'0"/17'0" | 50 | 112 | 72 | 112 |
| W240 | 117'2" x 47'9" | 5,595 | 16'0"/17'0" | 400 | 640 | 440 | 640 |
| W240A | 28'4" x 47'9" | 1,353 | 16'0"/17'0" | 80 | 154 | 96 | 154 |
| W240B | 29'7" x 47'9" | 1,413 | 16'0"/17'0" | 80 | 154 | 96 | 154 |
| W240C | 28'8" x 47'9" | 1,417 | 16'0"/17'0" | 80 | 154 | 96 | 154 |
| W240D | 28'6" x 47'9" | 1,361 | 16'0"/17'0" | 80 | 154 | 96 | 154 |

WEST CONCOURSE Honeybell Boardrooms W233 - W236

| ROOM | DIMENSIONS | SQUARE FOOTAGE | CEILING HEIGHT | CONFERENCE SEATING |
|-------------|-----------------------|----------------|--------------------|--------------------|
| W233 | 19'10" x 31'6" | 625 | 11'4"/12'0" | 24* |
| W234 | 19'6" x 31'6" | 614 | 11'4"/12'0" | 24* |
| W235 | 18'4" x 31'6" | 578 | 11'4"/12'0" | 24* |
| W236 | 18'1" x 31'6" | 570 | 11'4"/12'0" | 24* |

*Maximum. Seating based on number of chairs around table and along perimeter.

WEST CONCOURSE

Meeting Rooms W202 - W223



LEVEL II

West
Concourse

| ROOM | DIMENSIONS | SQUARE FOOTAGE | CEILING HEIGHT | BANQUET | THEATER | CLASSROOM | RECEPTION |
|-------------|-----------------------|----------------|--------------------|------------|------------|------------|------------|
| W202 | 87' x 55'2" | 4,800 | 14'6"/15'6" | 280 | 480 | 330 | 480 |
| W202A | 27'4" x 55'2" | 1,508 | 14'6"/15'6" | 80 | 165 | 99 | 165 |
| W202B | 30' x 55'2" | 1,655 | 14'6"/15'6" | 80 | 165 | 108 | 165 |
| W202C | 29'8" x 55'2" | 1,637 | 14'6"/15'6" | 80 | 165 | 108 | 165 |
| W203 | 89'4" x 55'2" | 4,928 | 14'6"/15'6" | 280 | 492 | 336 | 492 |
| W203A | 29'8" x 55'2" | 1,637 | 14'6"/15'6" | 80 | 165 | 108 | 165 |
| W203B | 30' x 55'2" | 1,655 | 14'6"/15'6" | 80 | 165 | 108 | 165 |
| W203C | 29'8" x 55'2" | 1,637 | 14'6"/15'6" | 80 | 165 | 108 | 165 |
| W204 | 89'4" x 55'2" | 4,928 | 14'6"/15'6" | 280 | 492 | 336 | 492 |
| W204A | 29'8" x 55'2" | 1,637 | 14'6"/15'6" | 80 | 165 | 108 | 165 |
| W204B | 30' x 55'2" | 1,655 | 14'6"/15'6" | 80 | 165 | 108 | 165 |
| W204C | 29'8" x 55'2" | 1,637 | 14'6"/15'6" | 80 | 165 | 108 | 165 |
| W205 | 104'2" x 50'6" | 5,260 | 14'6"/15'6" | 360 | 526 | 342 | 526 |
| W205A | 43'4" x 50'6" | 2,188 | 14'6"/15'6" | 120 | 220 | 152 | 220 |
| W205B | 30'6" x 50'6" | 1,540 | 14'6"/15'6" | 80 | 153 | 96 | 153 |
| W205C | 30'4" x 50'6" | 1,532 | 14'6"/15'6" | 80 | 156 | 96 | 156 |
| W206 | 105' x 51' | 5,355 | 16'/17' | 360 | 535 | 342 | 535 |
| W206A | 44'4" x 51' | 2,261 | 16'/17' | 120 | 226 | 152 | 226 |
| W206B | 30' x 51' | 1,530 | 16'/17' | 80 | 153 | 96 | 153 |
| W206C | 30'8" x 51' | 1,564 | 16'/17' | 80 | 156 | 96 | 156 |
| W207 | 89'4" x 55'8" | 4,973 | 14'6"/15'6" | 280 | 497 | 336 | 497 |
| W207A | 29'8" x 55'8" | 1,651 | 14'6"/15'6" | 80 | 165 | 108 | 165 |
| W207B | 30' x 55'8" | 1,670 | 14'6"/15'6" | 80 | 167 | 108 | 167 |
| W207C | 29'8" x 55'8" | 1,651 | 14'6"/15'6" | 80 | 165 | 108 | 165 |
| W208 | 89'4" x 55'8" | 4,973 | 14'6"/15'6" | 280 | 497 | 336 | 497 |
| W208A | 29'8" x 55'8" | 1,651 | 14'6"/15'6" | 80 | 165 | 108 | 165 |
| W208B | 30' x 55'8" | 1,670 | 14'6"/15'6" | 80 | 167 | 108 | 167 |
| W208C | 29'8" x 55'8" | 1,651 | 14'6"/15'6" | 80 | 165 | 108 | 165 |
| W209 | 103'8" x 55'8" | 5,771 | 14'6" | 360 | 576 | 399 | 576 |
| W209A | 29'8" x 55'8" | 1,651 | 14'6" | 80 | 165 | 108 | 165 |
| W209B | 30' x 55'8" | 1,670 | 14'6" | 80 | 167 | 108 | 167 |
| W209C | 44' x 55'8" | 2,449 | 14'6" | 120 | 244 | 171 | 244 |
| W221 | 141'1" x 44'4" | 6,255 | 15'6"/16'6" | 360 | 624 | 442 | 624 |
| W221A | 27'6" x 44'4" | 1,219 | 15'6"/16'6" | 60 | 121 | 77 | 121 |
| W221B | 30' x 44'4" | 1,330 | 15'6"/16'6" | 60 | 133 | 84 | 133 |
| W221C | 30'3" x 44'4" | 1,341 | 15'6"/16'6" | 60 | 134 | 84 | 134 |
| W221D | 27'2" x 44'4" | 1,204 | 15'6"/16'6" | 60 | 120 | 77 | 120 |
| W221E | 26'2" x 44'4" | 1,160 | 15'6"/16'6" | 60 | 116 | 70 | 116 |
| W222 | 88' x 52' | 4,576 | 16' | 280 | 514 | 300 | 514 |
| W222A | 44' x 52' | 2,288 | 16' | 120 | 228 | 152 | 228 |
| W222B | 44' x 52' | 2,288 | 16' | 120 | 228 | 152 | 228 |
| W223 | 42' x 37'8" | 1,582 | 16' | 80 | 120 | 90 | 120 |
| W223A | 21' x 37'8" | 791 | 16' | 30 | 79 | 43 | 79 |
| W223B | 21' x 37'8" | 791 | 16' | 20* | 20* | 20* | 20* |

All floor plans and room capacities may change without notice, do not include A/V equipment and are subject to Orange County Fire Marshal approval prior to use.

*Seating based on limited exiting.

LEVEL III – West Concourse

Chapin Theater (W320)

- 2,643 seats (1,696 seats on Level III)
- 4 dressing rooms, plus one green room
- 97,000 watt audio system and extensive in-house lighting
- Full proscenium stage with fly system



Chapin Theater

Meeting Rooms

- Total meeting room space (97,675 square feet)
- 19 meeting rooms/58 breakouts

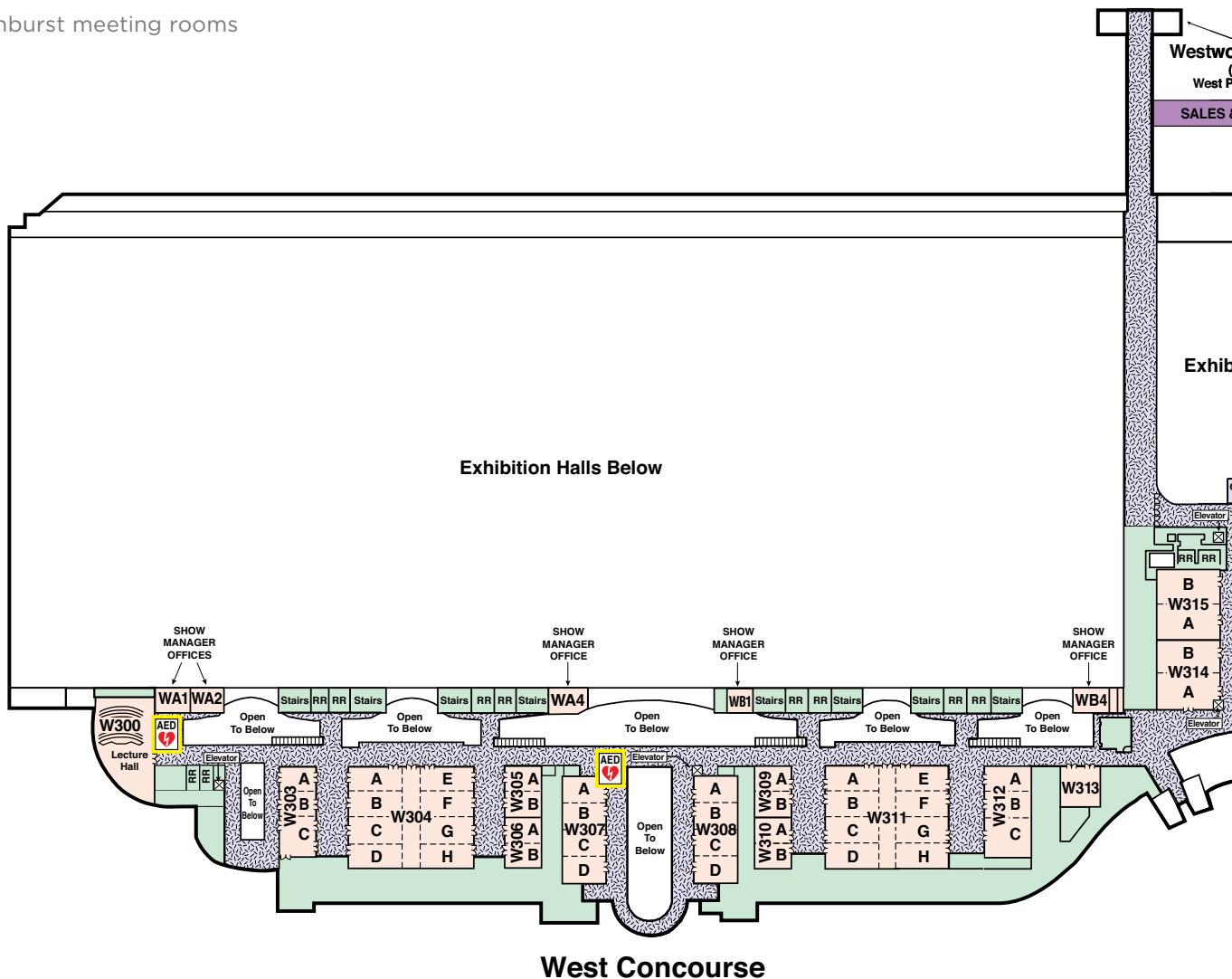
Lecture Hall (W300)

- 160 seats

Features

- Full-service restaurant (Gary Sain Café)
- 7 show manager offices (overlooking exhibit hall floors)
- 3 board rooms
- Sunburst meeting rooms

Offering a dynamic platform for advertising and sponsorship opportunities at the OCCC, digital signs have been installed throughout the facility in highly-visible locations.



WEST CONCOURSE

Lecture Hall W300

| ROOM | SQUARE FOOTAGE | CLASSROOM |
|------|----------------|-----------|
| W300 | 4,100 | 160 |

WEST CONCOURSE

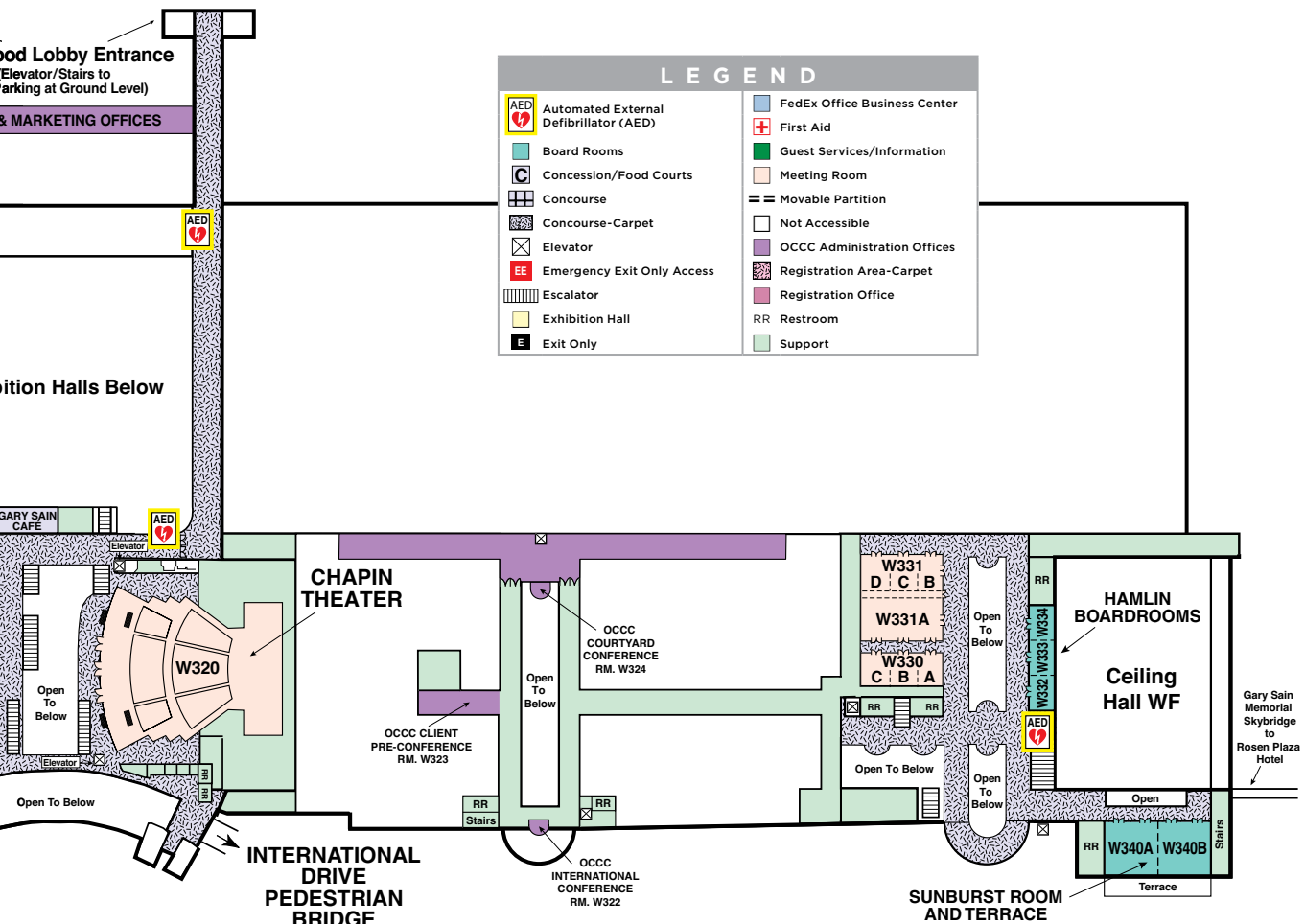
Chapin Theater (Auditorium) W320

| ROOM | SQUARE FOOTAGE | THEATER |
|------|----------------|---------|
| W320 | 31,000 | 2,643 |

WEST CONCOURSE

Hamlin Boardrooms W332 - W334

| ROOM | DIMENSIONS | SQUARE FOOTAGE | CEILING HEIGHT | BANQUET | THEATER | CLASSROOM | RECEPTION |
|------|-----------------|----------------|----------------|---------|---------|-----------|-----------|
| W332 | 23'10" x 30'11" | 737 | 11'4"/12'0" | 40 | 54 | 28 | 54 |
| W333 | 23'10" x 43'11" | 1,047 | 12'0"/14'0" | 60 | 90 | 57 | 90 |
| W334 | 23'10" x 35'7" | 848 | 11'4" /12'0" | 50 | 72 | 35 | 72 |



Target Completion Date 2017

WEST CONCOURSE

Meeting Rooms W311 - W331

| ROOM | DIMENSIONS | SQUARE FOOTAGE | CEILING HEIGHT | BANQUET | THEATER | CLASSROOM | RECEPTION |
|-------------|------------------------|----------------|--------------------|--------------|--------------|--------------|--------------|
| W311 | 115'8" x 139'4" | 16,116 | 21'6"/22'6" | 1,080 | 1,611 | 1,196 | 1,611 |
| W311A | 27'2" x 60' | 1,630 | 21'6"/22'6" | 80 | 163 | 110 | 163 |
| W311B | 30' x 60' | 1,800 | 21'6"/22'6" | 80 | 180 | 120 | 180 |
| W311C | 30' x 60' | 1,800 | 21'6"/22'6" | 80 | 180 | 120 | 180 |
| W311D | 28'6" x 60' | 1,710 | 21'6"/22'6" | 80 | 171 | 120 | 171 |
| Corridor | 115'8" x 19'4" | 2,236 | | | | | |
| W311E | 27'2" x 60' | 1,630 | 21'6"/22'6" | 80 | 163 | 110 | 163 |
| W311F | 30' x 60' | 1,800 | 21'6"/22'6" | 80 | 180 | 120 | 180 |
| W311G | 30' x 60' | 1,800 | 21'6"/22'6" | 80 | 180 | 120 | 180 |
| W311H | 28'6" x 60' | 1,710 | 21'6"/22'6" | 80 | 171 | 120 | 171 |
| W312 | 102'5" x 53'8" | 5,496 | 18'2"/19'2" | 320 | 548 | 360 | 548 |
| W312A | 27'2" x 53'8" | 1,458 | 18'2"/19'2" | 80 | 145 | 99 | 145 |
| W312B | 30' x 53'8" | 1,610 | 18'2"/19'2" | 80 | 161 | 108 | 161 |
| W312C | 45'3" x 53'8" | 2,428 | 18'2"/19'2" | 160 | 242 | 160 | 242 |
| W313 | 44'2" x 45'4" | 2,002 | 12'/13' | 90 | 160 | 133 | 160 |
| W314 | 76'6" x 72'8" | 5,559 | 13'6"/14'6" | 360 | 551 | 390 | 551 |
| W314A | 40' x 72'8" | 2,907 | 13'6"/14'6" | 180 | 289 | 221 | 289 |
| W314B | 36'6" x 72'8" | 2,652 | 13'6"/14'6" | 177 | 262 | 208 | 262 |
| W315 | 78'8" x 72'8" | 5,716 | 13'6"/14'6" | 360 | 570 | 390 | 570 |
| W315A | 39'4" x 72'8" | 2,858 | 13'6"/14'6" | 180 | 285 | 221 | 285 |
| W315B | 39'4" x 72'8" | 2,858 | 13'6"/14'6" | 180 | 285 | 208 | 285 |
| W330 | 90'6" x 36'11" | 3,341 | 17'/18' | 210 | 322 | 224 | 322 |
| W330A | 30'3" x 36'11" | 1,117 | 17'/18' | 50 | 91 | 60 | 91 |
| W330B | 30'4" x 36'11" | 1,120 | 17'/18' | 50 | 91 | 60 | 91 |
| W330C | 29'2" x 36'11" | 1,077 | 17'/18' | 50 | 84 | 60 | 84 |
| W331 | 90'4" x 97'0" | 8,762 | 17'/18' | 560 | 966 | 576 | 966 |
| W331A | 90'4" x 47'8" | 4,306 | 17'/18' | 280 | 504 | 272 | 504 |
| W331B | 30'4" x 37'8" | 1,143 | 17'/18' | 40 | 98 | 51 | 98 |
| W331C | 30'3" x 37'8" | 1,139 | 17'/18' | 40 | 88 | 52 | 88 |
| W331D | 29'1" x 37'8" | 1,095 | 17'/18' | 40 | 88 | 47 | 88 |



LEVEL III

West
Concourse

WEST CONCOURSE

Sunburst Room and Terrace W340

| ROOM | DIMENSIONS | SQUARE FOOTAGE | CEILING HEIGHT | BANQUET | THEATER | CLASSROOM | RECEPTION |
|-------------|-----------------------|----------------|------------------|------------|------------------|------------|------------|
| W340 | 56'3" x 116'8" | 6,563 | 15'6"/17' | 480 | 732 | 402 | 732 |
| W340A | 56'3" x 58'2" | 3,272 | 15'6"/17' | 200 | 312 | 196 | 312 |
| W340B | 56'3" x 58'4" | 3,281 | 15'6"/17' | 200 | 312 | 196 | 312 |
| W340T | 18'4" x 115'8" | 2,120 | | 80 | Sunburst Terrace | | |

All floor plans and room capacities may change without notice, do not include A/V equipment and are subject to Orange County Fire Marshal approval prior to use.

WEST CONCOURSE

Meeting Rooms W303 - W310



LEVEL III
West
Concourse

| ROOM | DIMENSIONS | SQUARE FOOTAGE | CEILING HEIGHT | BANQUET | THEATER | CLASSROOM | RECEPTION |
|-------------|------------------------|----------------|---------------------|--------------|--------------|--------------|--------------|
| W303 | 101'10" x 36'8" | 3,734 | 18'8"/19'2" | 240 | 373 | 252 | 373 |
| W303A | 28'6" x 36'8" | 1,045 | 18'8"/19'2" | 50 | 105 | 60 | 105 |
| W303B | 30' x 36'8" | 1,100 | 18'8"/19'2" | 50 | 110 | 60 | 110 |
| W303C | 43'4" x 36'8" | 1,589 | 18'8"/19'2" | 90 | 159 | 84 | 159 |
| W304 | 115'10" x 140' | 16,217 | 21'6"/22'6" | 1,080 | 1,621 | 1,196 | 1,621 |
| W304A | 27'4" x 60' | 1,640 | 21'6"/22'6" | 80 | 162 | 110 | 162 |
| W304B | 30' x 60' | 1,800 | 21'6"/22'6" | 80 | 180 | 120 | 180 |
| W304C | 30' x 60' | 1,800 | 21'6"/22'6" | 80 | 180 | 120 | 180 |
| W304D | 28'6" x 60' | 1,710 | 21'6"/22'6" | 80 | 168 | 120 | 168 |
| Corridor | 10' x 91' | 910 | | | | | |
| W304E | 27'4" x 60' | 1,640 | 21'6"/22'6" | 80 | 162 | 110 | 162 |
| W304F | 30' x 60' | 1,800 | 21'6"/22'6" | 80 | 180 | 120 | 180 |
| W304G | 30' x 60' | 1,800 | 21'6"/22'6" | 80 | 180 | 120 | 180 |
| W304H | 28'6" x 60' | 1,710 | 21'6"/22'6" | 80 | 168 | 120 | 168 |
| W305 | 57' x 38' | 2,166 | 18'2"/19'2" | 120 | 196 | 126 | 196 |
| W305A | 28'6" x 38' | 1,083 | 18'2"/19'2" | 50 | 100 | 60 | 100 |
| W305B | 28'6" x 38' | 1,083 | 18'2"/19'2" | 50 | 108 | 60 | 108 |
| W306 | 57' x 38' | 2,166 | 18'2"/19'2" | 120 | 196 | 126 | 196 |
| W306A | 28'6" x 38' | 1,083 | 18'2"/19'2" | 50 | 108 | 60 | 108 |
| W306B | 28'6" x 38' | 1,083 | 18'2"/19'2" | 50 | 100 | 60 | 100 |
| W307 | 120'4" x 50'6" | 6,077 | 18'2"/18'11" | 400 | 600 | 460 | 600 |
| W307A | 29'4" x 50'6" | 1,481 | 18'2"/18'11" | 80 | 148 | 104 | 148 |
| W307B | 30' x 50'6" | 1,515 | 18'2"/18'11" | 80 | 150 | 104 | 150 |
| W307C | 30' x 50'6" | 1,515 | 18'2"/18'11" | 80 | 150 | 104 | 150 |
| W307D | 31' x 50'6" | 1,566 | 18'2"/18'11" | 80 | 150 | 104 | 150 |
| W308 | 120'8" x 51' | 6,154 | 18'2"/19'2" | 400 | 615 | 440 | 615 |
| W308A | 30' x 51' | 1,530 | 18'2"/19'2" | 80 | 153 | 96 | 153 |
| W308B | 30' x 51' | 1,530 | 18'2"/19'2" | 80 | 153 | 104 | 153 |
| W308C | 30' x 51' | 1,530 | 18'2"/19'2" | 80 | 153 | 96 | 153 |
| W308D | 30'8" x 51' | 1,564 | 18'2"/19'2" | 80 | 156 | 104 | 156 |
| W309 | 55'10" x 38'6" | 2,150 | 18'2"/19'2" | 120 | 214 | 126 | 214 |
| W309A | 27'2" x 38'6" | 1,046 | 18'2"/19'2" | 50 | 104 | 55 | 104 |
| W309B | 28'8" x 38'6" | 1,104 | 18'2"/19'2" | 50 | 110 | 60 | 110 |
| W310 | 58'2" x 38'6" | 2,239 | 18'2"/19'2" | 120 | 196 | 140 | 196 |
| W310A | 29'8" x 38'6" | 1,142 | 18'2"/19'2" | 50 | 114 | 60 | 114 |
| W310B | 28'6" x 38'6" | 1,097 | 18'2"/19'2" | 50 | 109 | 60 | 109 |

All floor plans and room capacities may change without notice, do not include A/V equipment and are subject to Orange County Fire Marshal approval prior to use.

LEVEL IV - West Concourse

Valencia Room (W415)

- 62,182 square foot carpeted multi-purpose room, which subdivides into three sections of 20,000 square feet each

Meeting Rooms

- Total meeting room space (11,275 square feet)
- 1 meeting room/4 breakouts

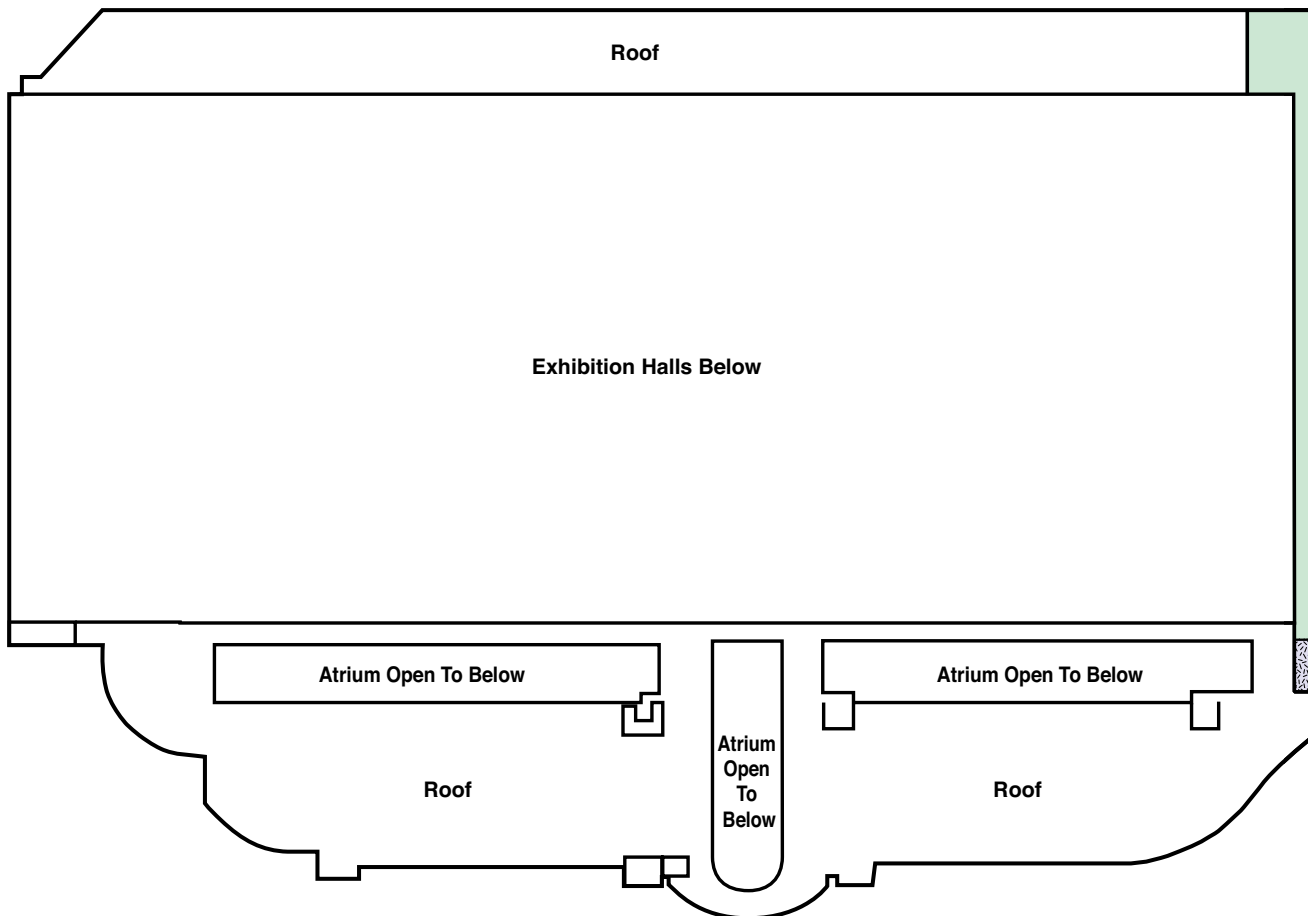
Chapin Theater (W420)

- Balcony level
- Seating for 947



Valencia Ballroom (perfect for dining, general session or breakout space)

The OCCC has partnered with the finest service providers in the industry. Business centers, food courts, and free WiFi in public areas are a few examples of service partners at work.



WEST CONCOURSE

Meeting Rooms W414

| ROOM | DIMENSIONS | SQUARE FOOTAGE | CEILING HEIGHT | BANQUET | THEATER | CLASSROOM | RECEPTION |
|-------------|-----------------------|----------------|--------------------|------------|--------------|------------|--------------|
| W414 | 155'2" x 72'8" | 11,275 | 18'2"/19'2" | 780 | 1,125 | 900 | 1,125 |
| W414A | 40' x 72'8" | 2,907 | 18'2"/19'2" | 180 | 290 | 216 | 290 |
| W414B | 36'6" x 72'8" | 2,652 | 18'2"/19'2" | 180 | 265 | 180 | 265 |
| W414C | 39'4" x 72'8" | 2,858 | 18'2"/19'2" | 180 | 285 | 216 | 285 |
| W414D | 39'4" x 72'8" | 2,858 | 18'2"/19'2" | 180 | 285 | 204 | 285 |



LEVEL IV
West
Concourse

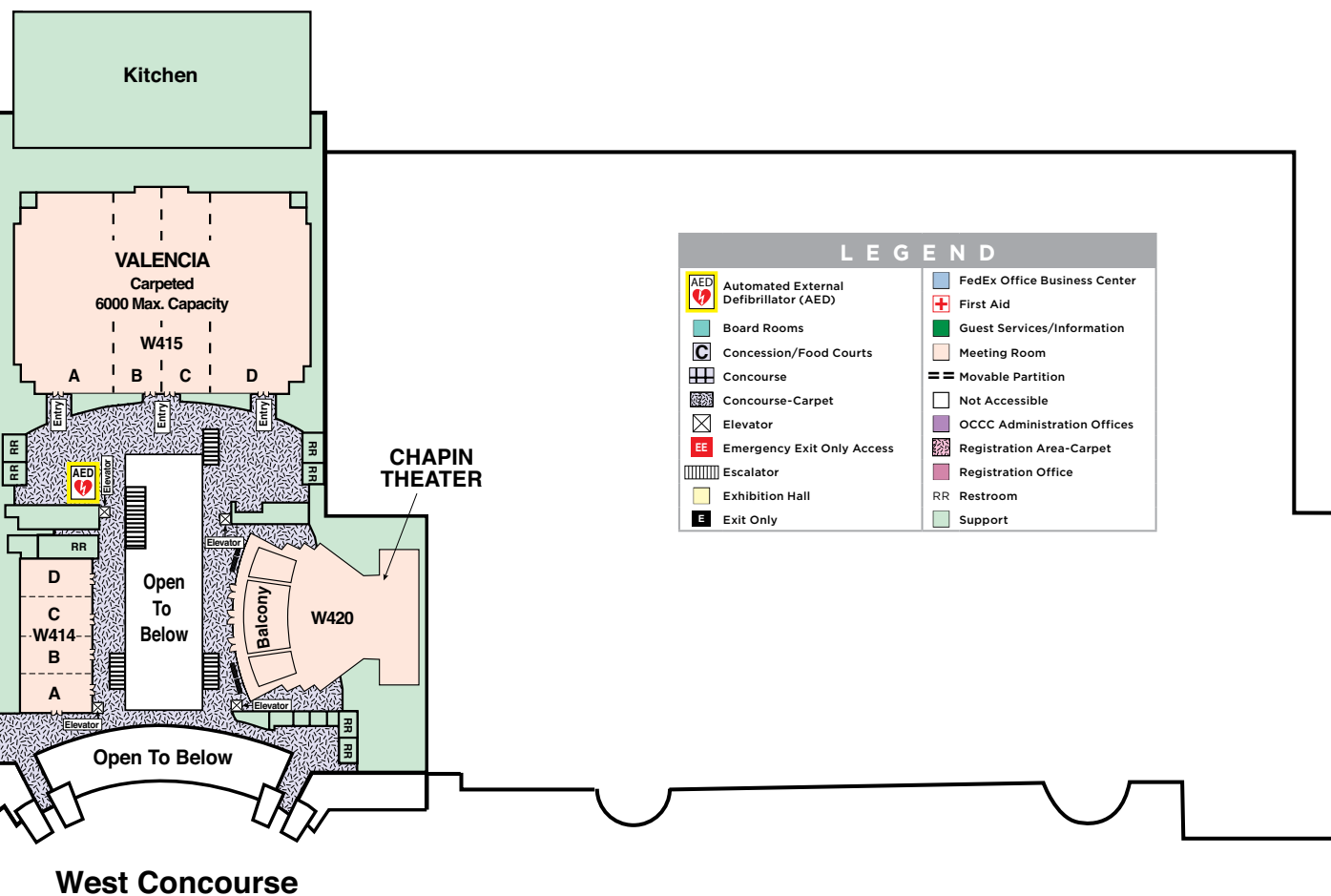
WEST CONCOURSE

Valencia Room W415

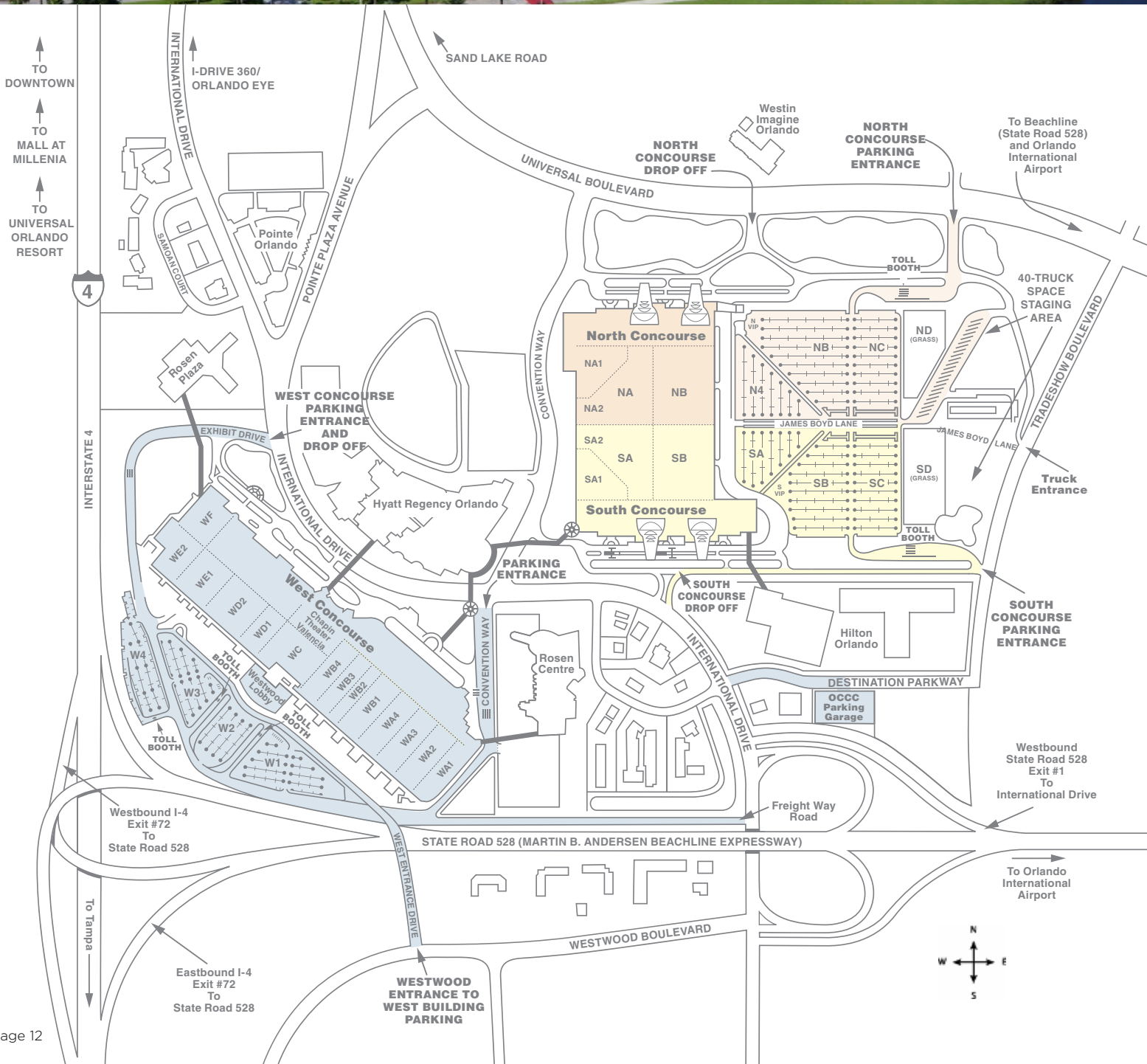
| ROOM | DIMENSIONS | SQUARE FOOTAGE | CEILING HEIGHT | BANQUET | THEATER | CLASSROOM | RECEPTION |
|-------------|--------------------|----------------|----------------|--------------|--------------|--------------|--------------|
| W415 | 302' x 214' | 62,182 | 30' | 3,600 | 6,000 | 4,156 | 6,000 |
| W415A | 106' x 214' | 21,597 | 30' | 1,300 | 1,953 | 1,340 | 1,953 |
| W415B* | 45' x 214' | 9,494 | 30' | 595 | 918 | 560 | 918 |
| W415C* | 45' x 214' | 9,494 | 30' | 595 | 918 | 560 | 918 |
| W415D | 106' x 214' | 21,597 | 30' | 1,300 | 1,953 | 1,340 | 1,953 |

*Rooms W415B and W415C are only leased in combination due to linear dimensions.

All floor plans and room capacities may change without notice, do not include A/V equipment and are subject to Orange County Fire Marshal approval prior to use.



NORTH/SOUTH CONCOURSES



NORTH/SOUTH CONCOURSES

Connected by the Oversight Pedestrian Bridge to the West Concourse, the Orange County Convention Center's (OCCC) North/South Concourses provide 950,282 square feet of exhibition space, including two acoustically engineered general assembly areas. With its 80-foot high glass walls and distinctive arched entrances, this building has become a landmark in the thriving Convention Center District. The flexibility and efficiencies of this building start with multiple meeting rooms and breakouts, wide column spacing and a full utility grid on 30-foot centers. Home to one of the largest solar panel arrays in the southeastern U.S. and LEED Gold-certified, the North/South Concourses are a prime example of excellence in sustainable practices. Cutting-edge destination lounges overlooking the exhibit floors add to the building's unique features. To make event load-in a breeze, the facility offers two underground loading docks, 76 truck bays, nine drive-in truck entrances, two roll-up doors and an airplane door.



- LEVEL I** Exhibition Halls (NA, NB, SA, SB)
Food Courts
- LEVEL II** Registration, Meeting Rooms (N210-N230)
Registration, Meeting Rooms (S210-S230)
Restaurants, Destination Lounge
- LEVEL III** Meeting Rooms (N310-N330)
Meeting Rooms (S310-S331)

FEATURES INCLUDE

- 950,282 square feet of exhibition space
- Two 92,000 square foot general assembly areas
- 25 meeting rooms/ 94 breakouts
- 2 full service restaurants
- 4 food courts
- 2 business centers
- Digital sponsorship signage
- In-house rigging, technical services, electric, plumbing and utilities services
- Internet and telecommunications services, plus wireless mobility throughout the facility
- Full utility grid on 30-foot centers
- 2 covered loading docks/ 76 truck bays
- 9 exhibit-floor truck entrances
- Covered boarding for 27 buses
- 4,784 on-site parking spaces
- Electric vehicle charging station
- Connected to the West Concourse via the Oversight Pedestrian Bridge with moving sidewalks

LEVEL I - North/South Concourses

Exhibition (Halls NA, NB, SA, SB)

- Total exhibition hall space (950,282 square feet)
- 2 general assembly areas (92,466 square feet each)
- 40-foot ceilings in exhibition halls
- In-floor utilities on 30-foot centers
- 2 covered loading docks/76 individual truck bays
- 9 truck entrances directly into the exhibition halls

Features

- 4 food courts
- 40-truck space staging area adjacent to the building
- Covered boarding for 27 buses



NORTH CONCOURSE

Exhibition Halls North A - B

| HALL | DIMENSIONS | SQUARE FOOTAGE | CEILING HEIGHT | BANQUET | THEATER | EXHIBITS |
|----------------|--|----------------|----------------|---------------|---------------|--------------|
| North A | 540'4" x 540'4" | 287,495 | 40' | 16,080 | 19,307 | 1,564 |
| NA1 | 359'8" x 85'8" x 381'8" x 89'8" x 359'6" | 92,466 | 40' | 4,790 | 7,240 | 405 |
| NA2 | 179'5" x 488' x 483'8" x 179'8" x 90'8" x 381'10" x 90'4" | 195,029 | 40' | 10,390 | 11,636 | 1,024 |
| North B | 540'4" x 361'10" | 187,646 | 40' | 10,260 | 12,804 | 996 |
| NA/NB | 540'4" x 902'2" | 475,141 | 40' | 26,340 | 32,111 | 2,560 |

SOUTH CONCOURSE

Exhibition Halls South A - B

| HALL | DIMENSIONS | SQUARE FOOTAGE | CEILING HEIGHT | BANQUET | THEATER | EXHIBITS |
|----------------|--|----------------|----------------|---------------|---------------|--------------|
| South A | 540'4" x 540'4" | 287,495 | 40' | 16,080 | 19,307 | 1,564 |
| SA1 | 359'8" x 85'8" x 381'8" x 89'8" x 359'6" | 92,466 | 40' | 4,790 | 7,240 | 405 |
| SA2 | 179'5" x 488' x 483'8" x 179'8" x 90'8" x 381'10" x 90'4" | 195,029 | 40' | 10,390 | 11,636 | 1,024 |
| South B | 540'4" x 361'10" | 187,646 | 40' | 10,260 | 12,804 | 996 |
| SA/SB | 540'4" x 902'2" | 475,141 | 40' | 26,340 | 32,111 | 2,560 |

NORTH CONCOURSE AND SOUTH CONCOURSE

Exhibition Halls North AB - South AB

| HALL | DIMENSIONS | SQUARE FOOTAGE | CEILING HEIGHT | BANQUET | THEATER | EXHIBITS |
|----------------|--------------------------|----------------|----------------|---------------|---------------|--------------|
| NAB-SAB | 1,080'8" x 902'2" | 950,282 | 40' | 52,680 | 64,222 | 5,120 |

North Concourse



LEVEL I
North
Concourse



LEVEL I
South
Concourse

South Concourse

LEVEL II – North/South Concourses

Meeting Rooms

- Total meeting room space (61,898 square feet)
- 6 meeting rooms/34 breakouts

Registration


- 4 registration offices

Features

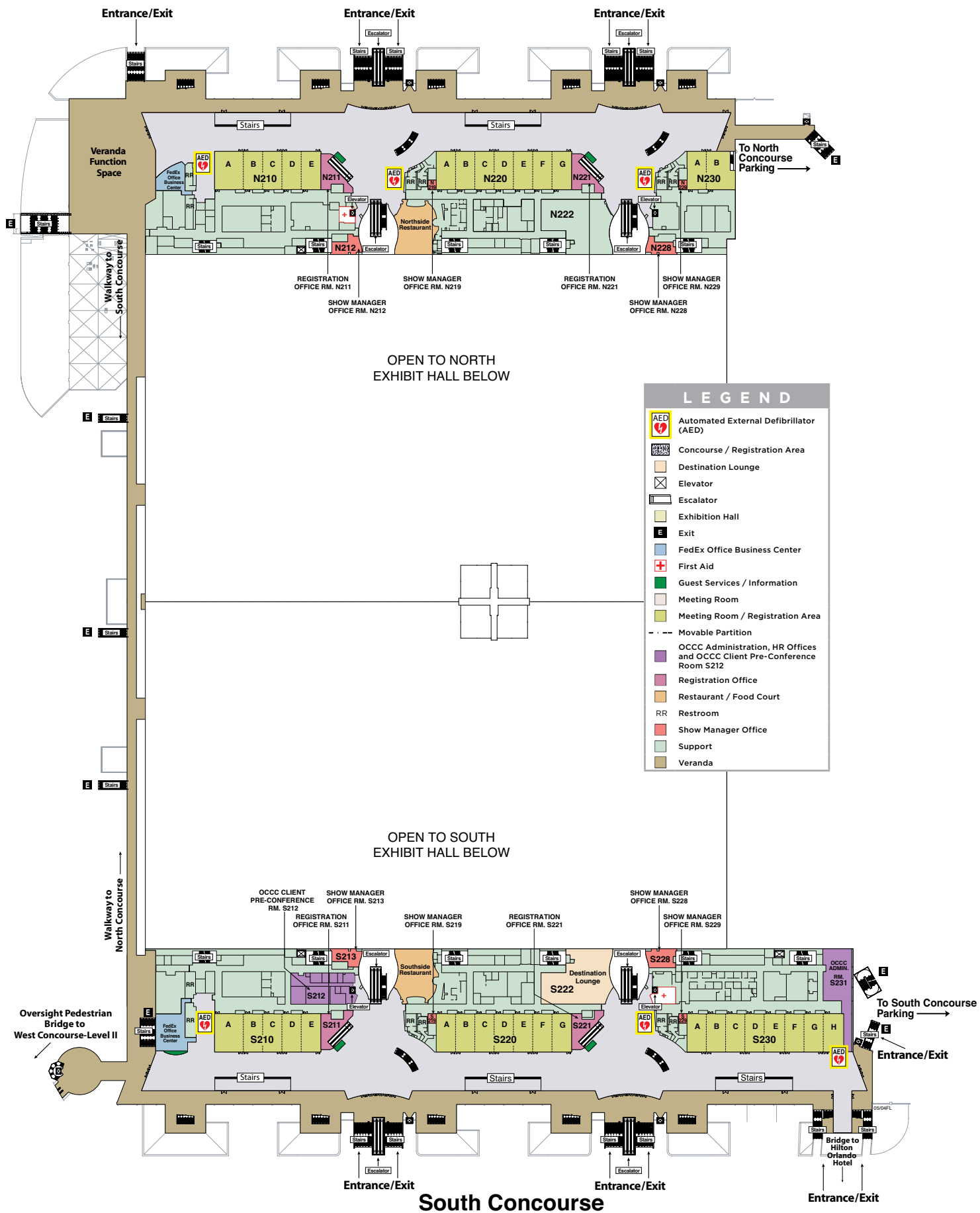
- 2 business centers
- 8 show manager offices
- 2 full service restaurants
The Northside Restaurant (North Concourse)
The Southside Restaurant (South Concourse)
- Destination Lounge

Additional function space, in the form of a veranda, is available outside on Level II and emphasizes Orlando's natural beauty.

Almost 100 digital and static signs assist with directing vehicular traffic around the OCCC campus.



North Concourse



LEGEND

- Automated External Defibrillator (AED)
- Concourse / Registration Area
- Destination Lounge
- Elevator
- Escalator
- Exit
- FedEx Office Business Center
- First Aid
- Guest Services / Information
- Meeting Room
- Meeting Room / Registration Area
- Movable Partition
- OCCC Administration, HR Offices and OCCC Client Pre-Conference Room S212
- Registration Office
- Restaurant / Food Court
- Restroom
- Show Manager Office
- Support
- Veranda

NORTH CONCOURSE

Meeting Rooms N210 - N230



LEVEL II
North
Concourse

| ROOM | DIMENSIONS | SQUARE FOOTAGE | CEILING HEIGHT | BANQUET | THEATER | CLASSROOM | RECEPTION |
|-------------|-----------------------|----------------|----------------|------------|--------------|------------|--------------|
| N210 | 163'9" x 58'8" | 9,607 | 14'6" | 650 | 1,248 | 726 | 1,248 |
| N210A | 43'8" x 58'8" | 2,562 | 14'6" | 160 | 294 | 160 | 294 |
| N210B | 29'8" x 58'8" | 1,740 | 14'6" | 80 | 196 | 120 | 196 |
| N210C | 29'8" x 58'8" | 1,740 | 14'6" | 80 | 196 | 120 | 196 |
| N210D | 29'8" x 58'8" | 1,740 | 14'6" | 80 | 196 | 120 | 196 |
| N210E | 29'8" x 58'8" | 1,740 | 14'6" | 80 | 196 | 120 | 196 |
| N220 | 209'1" x 58'8" | 12,266 | 14'6" | 850 | 1,664 | 946 | 1,664 |
| N220A | 29' x 58'8" | 1,701 | 14'6" | 80 | 196 | 120 | 196 |
| N220B | 29'8" x 58'8" | 1,740 | 14'6" | 80 | 196 | 120 | 196 |
| N220C | 29'8" x 58'8" | 1,740 | 14'6" | 80 | 196 | 120 | 196 |
| N220D | 29'8" x 58'8" | 1,740 | 14'6" | 80 | 196 | 120 | 196 |
| N220E | 29'8" x 58'8" | 1,740 | 14'6" | 80 | 196 | 120 | 196 |
| N220F | 29'8" x 58'8" | 1,740 | 14'6" | 80 | 196 | 120 | 196 |
| N220G | 29'8" x 58'8" | 1,740 | 14'6" | 80 | 196 | 120 | 196 |
| N230 | 73'7" x 58'5" | 4,298 | 14'6" | 250 | 492 | 274 | 492 |
| N230A | 29' x 58'5" | 1,694 | 14'6" | 80 | 196 | 120 | 196 |
| N230B | 44'2" x 58'5" | 2,580 | 14'6" | 140 | 225 | 164 | 225 |

All floor plans and room capacities may change without notice, do not include A/V equipment and are subject to Orange County Fire Marshal approval prior to use.

The North/South Building contains two elegant, finely crafted full-service restaurants, located on Level II, that overlook the exhibition halls.



SOUTH CONCOURSE

Meeting Rooms S210 – S230

| ROOM | DIMENSIONS | SQUARE FOOTAGE | CEILING HEIGHT | BANQUET | THEATER | CLASSROOM | RECEPTION |
|-------------|-----------------------|----------------|----------------|------------|--------------|--------------|--------------|
| S210 | 163'9" x 58'5" | 9,566 | 14'6" | 650 | 1,248 | 726 | 1,248 |
| S210A | 43'8" x 58'5" | 2,551 | 14'6" | 120 | 294 | 160 | 294 |
| S210B | 29'8" x 58'5" | 1,733 | 14'6" | 80 | 196 | 120 | 196 |
| S210C | 29'8" x 58'5" | 1,733 | 14'6" | 80 | 196 | 120 | 196 |
| S210D | 29'8" x 58'5" | 1,733 | 14'6" | 80 | 196 | 120 | 196 |
| S210E | 29'8" x 58'5" | 1,733 | 14'6" | 80 | 196 | 120 | 196 |
| S220 | 209'1" x 58'5" | 12,214 | 14'6" | 850 | 1,664 | 946 | 1,664 |
| S220A | 29' x 58'5" | 1,694 | 14'6" | 80 | 196 | 120 | 196 |
| S220B | 29'8" x 58'5" | 1,733 | 14'6" | 80 | 196 | 120 | 196 |
| S220C | 29'8" x 58'5" | 1,733 | 14'6" | 80 | 196 | 120 | 196 |
| S220D | 29'8" x 58'5" | 1,733 | 14'6" | 80 | 196 | 120 | 196 |
| S220E | 29'8" x 58'5" | 1,733 | 14'6" | 80 | 196 | 120 | 196 |
| S220F | 29'8" x 58'5" | 1,733 | 14'6" | 80 | 196 | 120 | 196 |
| S220G | 29'8" x 58'5" | 1,733 | 14'6" | 80 | 196 | 120 | 196 |
| S230 | 242'5" x 58'5" | 14,161 | 14'6" | 950 | 1,950 | 1,100 | 1,950 |
| S230A | 29' x 58'5" | 1,694 | 14'6" | 80 | 196 | 120 | 196 |
| S230B | 29'8" x 58'5" | 1,733 | 14'6" | 80 | 196 | 120 | 196 |
| S230C | 29'8" x 58'5" | 1,733 | 14'6" | 80 | 196 | 120 | 196 |
| S230D | 29'8" x 58'5" | 1,733 | 14'6" | 80 | 196 | 120 | 196 |
| S230E | 29'8" x 58'5" | 1,733 | 14'6" | 80 | 196 | 120 | 196 |
| S230F | 29'8" x 58'5" | 1,733 | 14'6" | 80 | 196 | 120 | 196 |
| S230G | 29'8" x 58'5" | 1,733 | 14'6" | 80 | 196 | 120 | 196 |
| S230H | 33' x 58'5" | 1,928 | 14'6" | 80 | 210 | 140 | 210 |



LEVEL II
South
Concourse

SOUTH CONCOURSE

Destination Lounge S222

| ROOM | SQUARE FOOTAGE |
|-------------|----------------|
| S222 | 7,311 |

All floor plans and room capacities may change without notice, do not include A/V equipment and are subject to Orange County Fire Marshal approval prior to use.



Cutting-edge destination lounges will provide technology-focused and sophisticated networking, sponsorship, exhibit overflow and rejuvenation environments.

LEVEL III – North/South Concourses

Meeting Rooms

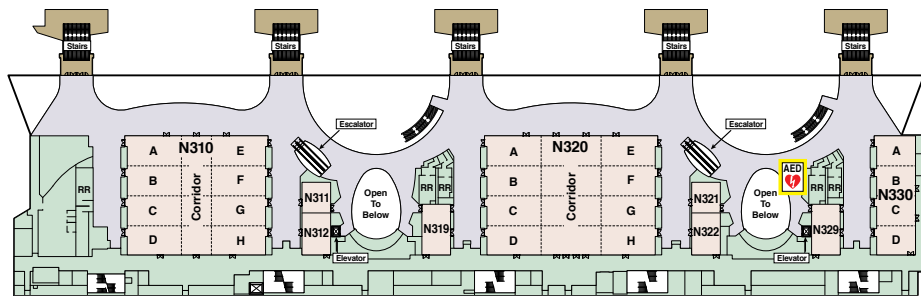
- Total meeting room space (104,152 square feet)
- 19 meeting rooms/60 breakouts



Meeting rooms offer a unique, elegant and versatile space ideal for breakout sessions or smaller group programs.



North Concourse

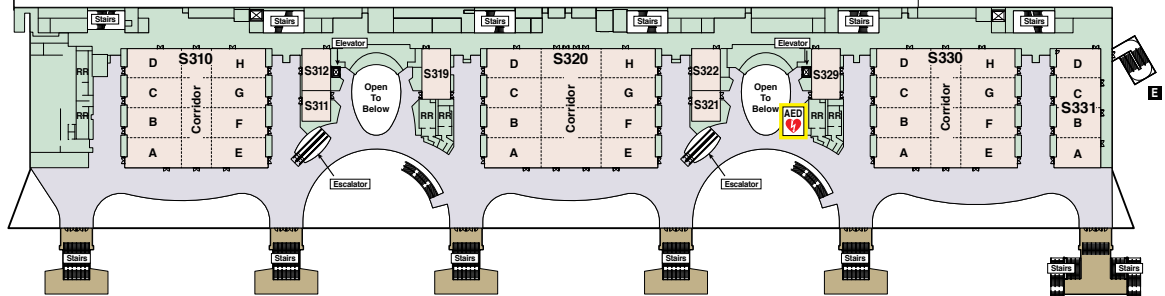


OPEN TO NORTH
EXHIBIT HALL BELOW

LEGEND

- Automated External Defibrillator (AED)
- Concourse / Registration Area
- Destination Lounge
- Elevator
- Escalator
- Exhibition Hall
- Exit
- FedEx Office Business Center
- First Aid
- Guest Services / Information
- Meeting Room
- Meeting Room / Registration Area
- Movable Partition
- OCCC Administration, HR Offices and OCCC Client Pre-Conference Room S212
- Registration Office
- Restaurant / Food Court
- Restroom
- Show Manager Office
- Support
- Veranda

OPEN TO SOUTH
EXHIBIT HALL BELOW



South Concourse

NORTH CONCOURSE

Meeting Rooms N310 - N330



LEVEL III
North
Concourse

| ROOM | DIMENSIONS | SQUARE FOOTAGE | CEILING HEIGHT | BANQUET | THEATER | CLASSROOM | RECEPTION |
|-------------|------------------------|----------------|----------------|--------------|--------------|--------------|--------------|
| N310 | 138'5" x 117'5" | 16,252 | 21'6" | 1,070 | 2,112 | 1,140 | 2,112 |
| N310A | 54' x 29'5" | 1,589 | 21'6" | 80 | 176 | 100 | 176 |
| N310B | 54' x 29'8" | 1,602 | 21'6" | 80 | 182 | 108 | 182 |
| N310C | 54' x 29'8" | 1,602 | 21'6" | 80 | 182 | 108 | 182 |
| N310D | 54' x 27'7" | 1,490 | 21'6" | 80 | 176 | 99 | 176 |
| N310E | 54' x 29'5" | 1,589 | 21'6" | 80 | 176 | 100 | 176 |
| N310F | 54' x 29'8" | 1,602 | 21'6" | 80 | 182 | 108 | 182 |
| N310G | 54' x 29'8" | 1,602 | 21'6" | 80 | 182 | 108 | 182 |
| N310H | 54' x 27'7" | 1,490 | 21'6" | 80 | 176 | 99 | 176 |
| N311 | 27'9" x 29'9" | 826 | 14' | 50 | 72 | 40 | 72 |
| N312 | 27'9" x 40'3" | 1,117 | 14' | 60 | 108 | 60 | 108 |
| N319 | 27'9" x 48'11" | 1,357 | 14' | 80 | 144 | 80 | 144 |
| N320 | 168'5" x 117'5" | 19,775 | 21'6" | 1,280 | 2,560 | 1,368 | 2,560 |
| N320A | 54' x 29'5" | 1,589 | 21'6" | 80 | 182 | 100 | 182 |
| N320B | 54' x 29'8" | 1,602 | 21'6" | 80 | 182 | 108 | 182 |
| N320C | 54' x 29'8" | 1,602 | 21'6" | 80 | 182 | 108 | 182 |
| N320D | 54' x 27'7" | 1,490 | 21'6" | 80 | 182 | 99 | 182 |
| N320E | 54' x 29'5" | 1,589 | 21'6" | 80 | 182 | 100 | 182 |
| N320F | 54' x 29'8" | 1,602 | 21'6" | 80 | 182 | 108 | 182 |
| N320G | 54' x 29'8" | 1,602 | 21'6" | 80 | 182 | 108 | 182 |
| N320H | 54' x 27'7" | 1,490 | 21'6" | 80 | 182 | 99 | 182 |
| N321 | 27'9" x 29'9" | 826 | 14' | 50 | 72 | 40 | 72 |
| N322 | 27'9" x 40'3" | 1,117 | 14' | 60 | 108 | 60 | 108 |
| N329 | 27'9" x 48'11" | 1,357 | 14' | 80 | 144 | 80 | 144 |
| N330 | 38'5" x 116'4" | 4,469 | 21'6" | 300 | 544 | 294 | 544 |
| N330A | 38'5" x 29'5" | 1,130 | 21'6" | 60 | 108 | 66 | 108 |
| N330B | 38'5" x 29'8" | 1,140 | 21'6" | 60 | 112 | 72 | 112 |
| N330C | 38'5" x 29'8" | 1,140 | 21'6" | 60 | 112 | 72 | 112 |
| N330D | 38'5" x 27'7" | 1,060 | 21'6" | 60 | 112 | 66 | 112 |

All floor plans and room capacities may change without notice, do not include A/V equipment and are subject to Orange County Fire Marshal approval prior to use.



The OCCC is the largest convention center in the world to earn the LEED EBOM Gold certification for the North/South Concourse.

SOUTH CONCOURSE
Meeting Rooms S310 – S331



LEVEL III
South
Concourse

| ROOM | DIMENSIONS | SQUARE FOOTAGE | CEILING HEIGHT | BANQUET | THEATER | CLASSROOM | RECEPTION |
|-------------|------------------------|----------------|----------------|--------------|--------------|--------------|--------------|
| S310 | 138'5" x 117'5" | 16,252 | 21'6" | 1,100 | 2,112 | 1,140 | 2,112 |
| S310A | 54' x 29'5" | 1,589 | 21'6" | 80 | 170 | 100 | 170 |
| S310B | 54' x 29'8" | 1,602 | 21'6" | 80 | 182 | 108 | 182 |
| S310C | 54' x 29'8" | 1,602 | 21'6" | 80 | 182 | 108 | 182 |
| S310D | 54' x 27'3" | 1,472 | 21'6" | 80 | 178 | 99 | 178 |
| S310E | 54' x 29'5" | 1,589 | 21'6" | 80 | 170 | 100 | 170 |
| S310F | 54' x 29'8" | 1,602 | 21'6" | 80 | 182 | 108 | 182 |
| S310G | 54' x 29'8" | 1,602 | 21'6" | 80 | 182 | 108 | 182 |
| S310H | 54' x 27'3" | 1,472 | 21'6" | 80 | 178 | 99 | 178 |
| S311 | 27'9" x 29'9" | 826 | 14' | 50 | 72 | 40 | 72 |
| S312 | 40'3" x 27'9" | 1,117 | 14' | 60 | 99 | 60 | 99 |
| S319 | 27'11" x 48'11" | 1,366 | 14' | 80 | 144 | 80 | 144 |
| S320 | 168'5" x 117'5" | 19,775 | 21'6" | 1,400 | 2,560 | 1,368 | 2,560 |
| S320A | 54' x 29'5" | 1,589 | 21'6" | 80 | 170 | 100 | 170 |
| S320B | 54' x 29'8" | 1,602 | 21'6" | 80 | 182 | 108 | 182 |
| S320C | 54' x 29'8" | 1,602 | 21'6" | 80 | 182 | 108 | 182 |
| S320D | 54' x 27'7" | 1,490 | 21'6" | 80 | 178 | 99 | 178 |
| S320E | 54' x 29'5" | 1,589 | 21'6" | 80 | 169 | 100 | 169 |
| S320F | 54' x 29'8" | 1,602 | 21'6" | 80 | 182 | 108 | 182 |
| S320G | 54' x 29'8" | 1,602 | 21'6" | 80 | 182 | 108 | 182 |
| S320H | 54' x 27'7" | 1,490 | 21'6" | 80 | 178 | 99 | 178 |
| S321 | 27'9" x 29'9" | 826 | 14' | 50 | 72 | 40 | 72 |
| S322 | 27'9" x 40'3" | 1,117 | 14' | 60 | 99 | 60 | 99 |
| S329 | 27'9" x 48'11" | 1,357 | 14' | 80 | 144 | 80 | 144 |
| S330 | 138'5" x 117'5" | 16,252 | 21'6" | 1,100 | 2,112 | 1,140 | 2,112 |
| S330A | 54' x 29'5" | 1,589 | 21'6" | 80 | 171 | 100 | 171 |
| S330B | 54' x 29'8" | 1,602 | 21'6" | 80 | 182 | 108 | 182 |
| S330C | 54' x 29'8" | 1,602 | 21'6" | 80 | 182 | 108 | 182 |
| S330D | 54' x 27'7" | 1,490 | 21'6" | 80 | 178 | 99 | 178 |
| S330E | 54' x 29'5" | 1,589 | 21'6" | 80 | 171 | 100 | 171 |
| S330F | 54' x 29'8" | 1,602 | 21'6" | 80 | 182 | 108 | 182 |
| S330G | 54' x 29'8" | 1,602 | 21'6" | 80 | 182 | 108 | 182 |
| S330H | 54' x 27'7" | 1,490 | 21'6" | 80 | 178 | 99 | 178 |
| S331 | 43'9" x 117'5" | 5,137 | 21'6" | 300 | 646 | 368 | 646 |
| S331A | 43'9" x 29'5" | 1,287 | 21'6" | 60 | 136 | 80 | 136 |
| S331B | 43'9" x 29'8" | 1,298 | 21'6" | 60 | 140 | 84 | 140 |
| S331C | 43'9" x 29'8" | 1,298 | 21'6" | 60 | 140 | 84 | 140 |
| S331D | 43'9" x 27'7" | 1,207 | 21'6" | 60 | 140 | 77 | 140 |

All floor plans and room capacities may change without notice, do not include A/V equipment and are subject to Orange County Fire Marshal approval prior to use.





Since opening our doors over thirty years ago, the staff and onsite service partners of the Orange County Convention Center have endeavored to exceed expectations. Our tagline encapsulates this commitment — ***The Center of Hospitality, where it's all about your experience!***

If you would like additional information about our facility, please call us toll-free at 1-800-345-9845 or visit our website at www.occc.net.



**The Center of Hospitality,
where it's all about your
experience.**

West Concourse

9800 International Drive
Orlando, FL 32819

North Concourse

9400 Universal Boulevard
Orlando, FL 32819

South Concourse

9899 International Drive
Orlando, FL 32819

Toll-Free: 800-945-3845

Phone: 407-685-9800

Fax: 407-685-9876

www.occc.net

